



Blast Auxiliary

by BLAUX

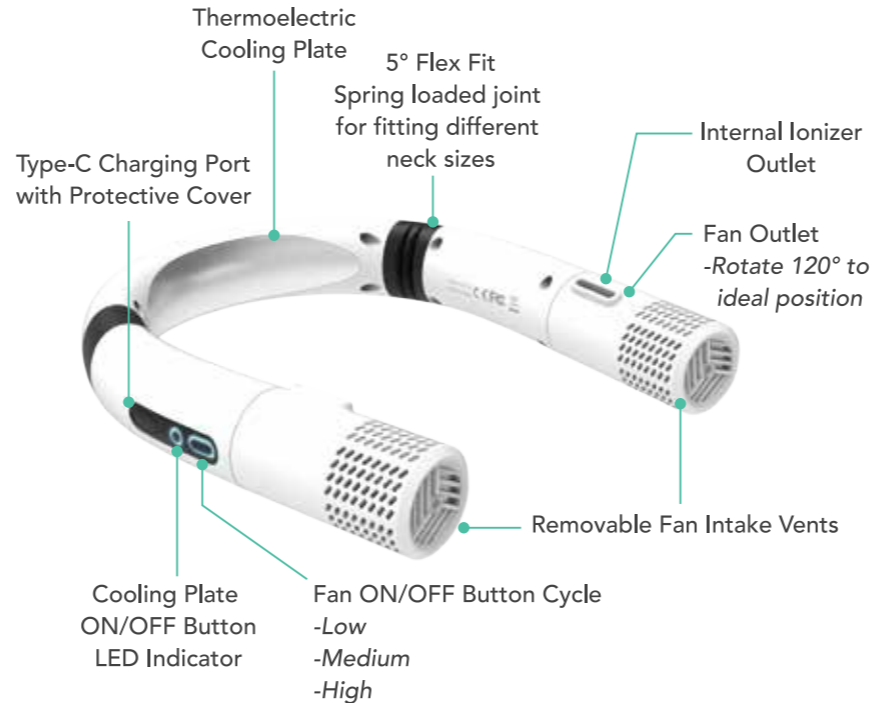


INSTRUCTION MANUAL WEARABLE AC PLUS


WHAT'S INCLUDED:

- Blast Auxiliary Wearable AC Plus x 1
- Nano Silver Filter (pre installed) x 2
- Type-C to USB Charging Cable x 1 (40cm /15.7in long)
- Instruction Manual x 1

FEATURES:



CHARGING YOUR DEVICE:



- 1 Lift off protective cover from Type-C charging port.
- 2 Connect the USB-A plug to a power source, then connect the Type-C plug to the Type-C port of the fan.
- 3 Charging indicator will be shown on the circular cooling button "●".

Light Status:

- Charging = Blue LED ring breathing
- Full Charge = LED is off
- Low Battery = Blue LED ring will flash slowly 5 times and then shuts down
- No Battery = Unable to turn on fan or cooling plate


HOW TO WEAR:

Flex the arms of the fan slightly outwards and slip the U shaped fan on from the back of your neck. The spring tension arms will return to its original shape.






TURNING THE FAN ON:

Press the rounded '  ' button to turn on the fan and cycle through the fan speeds. The blue LED light ring will illuminate when fan is on.

- 1 = Fan Speed LOW (Light ON) 3 = Fan Speed HIGH (Light ON)
- 2 = Fan Speed MEDIUM (Light ON) 4 = OFF (Light OFF)



TURNING THE COOLING PLATE ON:

Press the circular '  ' button to turn on the cooling plate. The blue LED light ring will illuminate when on.

- 1 = Cooling Plate ON (Light ON)
- 2 = OFF (Light OFF)

RECOMMENDATIONS:



Do not cover the exhaust vent by hair



Do not cover the exhaust vent by clothes



Please tie your hair up to avoid blocking the exhaust vent



Please keep the exhaust vent uncovered when using the cooling plate mode



Rotate 120°

ROTATE AND POSITIONING FAN OUTLETS:

The Blast Auxiliary Wearable AC Plus Fan is ambidextrous, you can wear it upside down or right side up, either way the fan outlet is facing inwards. You can rotate the fan outlet collar within 120° inward to the direction desired.



Counter Clockwise To Open

REPLACING NANO SILVER FILTERS:


The Blast Auxiliary Wearable AC Premium will come pre-installed with our Nano Silver coated filters. It is recommended that you replace the filters after 30 days of continuous use. To replace filters, simply rotate the vent cap counter clockwise until it is off. Discard old filter and insert new filter into vent cap and screw the cap back onto fan clockwise.


- *DO NOT EXPOSE FILTERS TO WATER OR ANY OTHER LIQUIDS
- *DO NOT WIPE OR RUB FILTERS

PRODUCT SPECIFICATIONS:

Battery:	Li-ion battery 3000mAh
Charging Port:	Type C 5V/1A
Max Power:	3.5W
Ionizer Concentration:	≥ 3×10 ⁶ PCS/cm ³
Ozone Concentration:	<0.05PPM
Cooling range of the thermoelectric cooler:	6°C-11°C / 43°F-52°F
Weight:	262 g / 9.25 oz
Product Size:	222 x 199 x 35 mm / 8.75" x 7.8" x 1.4" in
Charging Time :	3-4 hrs
Battery Runtime FAN + IONIZER only:	12-18 hrs
Battery Runtime FAN + IONIZER + COOLING:	3-5 hrs

 The device complies with the European Directives 2014/30/EU.

 At the end of its service life, this product may not be disposed of in the normal household waste, but rather must be disposed of at a collection point for recycling electrical and electronic devices. The materials are recyclable according to their labeling. You make an important contribution to protecting our environment by reusing, recycling, or utilizing old devices in other ways. Please ask the municipal administration where the appropriate disposal facility is located. Subject to change.

 This device complies with part 15 of the FCC Rules.